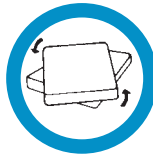


## Do's and Don'ts of Bedding Care




### DO

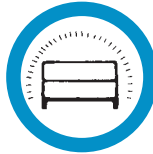
DO turn your mattress frequently. (See Rotation Instructions).



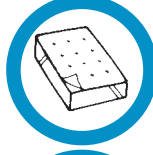
DO carry your mattress flat or on its side - it's easier to handle and less likely to damage the mattress. This is a job for two people.



DO firmly screw in all the legs supplied with the foundation, in the interests of product life and optimum comfort.



DO replace the foundation when purchasing a new mattress. Old springs lose their strength and support. It may appear that your new mattress is sagging when it is really the foundation, which supports the entire mattress.



DO keep your bedding clean. We recommend the use of either a mattress protector or an underblanket with all beds.



### FABRIC CARE

DO protect from direct sunlight, turn and rotate mattress regularly.



DO vacuum regularly using low suction.



DO treat spills and stains as soon as possible. Gently scrape away any soil or mop away liquid from the surface of the fabric. Apply white spirit to remove any residue. Dry in shade away from direct heat and allow to dry thoroughly before re-use.



### DON'T

DON'T bend your mattress under any circumstances. Such treatment may damage the innerspring unit. Flex rather than bend the mattress when going through doorways, and don't bend the corners when putting on fitted sheets.



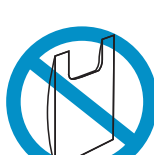
DON'T use the mattress handles (if fitted) to support the full weight of the mattress. Mattress handles are designed to help position the mattress properly, once it is supported by the foundation.



DON'T allow anyone to stand or jump on your mattress. It was not designed for that kind of treatment.



DON'T allow children to play with the protective plastic bags. There is a serious risk of suffocation. Instead, these polypropylene bags should be properly disposed of by recycling.



### FABRIC CARE

DON'T saturate fabric with water or other cleaning liquid.



DON'T use dishwashing or laundry detergent.

DON'T scrub with a stiff brush.

# THANK YOU FOR BUYING SEALY. IT'S LIKE NO OTHER MATTRESS YOU'VE EVER OWNED.

To ensure your sleeping comfort, make sure that your bed and bedroom are aired regularly, and avoid heating your bedroom with an LPG heater. A byproduct of LPG heating is moisture, which can lead to dampness problems in tightly closed rooms.

**Remember that comfort is a personal choice.** On average, it can take up to 30 days to adjust to your new mattress. Individual cases can vary from four days to six months.

**Be sure to retire your old mattress . . .** Your tired old bedding can no longer provide the comfortable support you need night after night. So don't pass it on to others, especially youngsters or older adults. It's a good idea to dispose of your old mattress which is an obstacle to family health and well being.

We're positive you'll be thoroughly pleased with this fine quality bedding. That's why we ask you to do a favour for your family and friends. Wouldn't they also sleep better on a Sealy? They'll thank you for recommending the very best - making sure they enjoy the lasting comfort, support and value they deserve.



Sealy New Zealand Limited

24-30 Lake Road, Northcote

Auckland, New Zealand

[www.sealy.co.nz](http://www.sealy.co.nz)



## Your Warranty

and other important information



# Warranty Warranty Warranty Warranty Warranty Warranty Warranty Warranty Warranty Warranty Warranty Warranty Warranty Warranty

Sealy warrants that this sleepset will be free from defects in material and workmanship as described in this warranty.

## Length of Warranty

This warranty is valid for a period of ten years and begins on the day you purchase your sleepset. If your sleepset is repaired or replaced, there will be no extensions to the original warranty period.

## This Warranty Covers...

Only the following items during normal wear:

### Mattress:

- Coils or wires that are loose or broken.
- Coils or wires that protrude or rip through any fabric.

### Foundation:

- Splitting of the wood frame.
- Loose or broken foundation wire.
- Unstapling of modules.
- Compression of modules.

## This Warranty Does Not Cover:

Items not specifically listed in “This Warranty Covers” section including for example:

- Comfort preference.
- Normal body indentations.
- Mattress or foundation damage due to abuse. In particular, single beds are only designed for one person; double, queen and king sizes are only designed for two.
- Covers subjected to abnormal use (including stains, soiling or burns).
- Handles (which should be used only to position the mattress and may pull out if used to support the full weight of the mattress).
- Wires, which run along the perimeter of the mattress and foundation, bent due to moving or bending the sleepset.
- Sheet fit.
- Bed height.
- Mattress damage due to an inappropriate foundation. A mattress is designed for full performance when used in conjunction with a matching foundation as part of a total sleepset.
- Replacement of non defective componentry.
- Defects or damage which has arisen because the “Do’s and Don’ts of Bedding Care” set out in this brochure have not been followed.
- Beds sold ‘as is’.

## If A Warranty Problem Occurs...

In the unlikely event that a defect that is covered in this warranty occurs with your new mattress or foundation, contact the store where you purchased your sleepset. If you cannot reach this store, or if you have moved, for further instructions contact the Sealy factory at this address:

Sealy New Zealand Limited  
P.O. Box 36-565  
Northcote  
Auckland 0627  
Phone +64-9-481 0700  
Fax +64-9-419 0777  
email [cust.serv@sealy.co.nz](mailto:cust.serv@sealy.co.nz)  
web [www.sealy.co.nz](http://www.sealy.co.nz)

If a defect that is covered occurs during the warranty period, Sealy will repair or replace (at Sealy’s option) the defective mattress and/or defective foundation within a reasonable period of time.

If identical materials are not available at the time of repair or replacement, Sealy reserves the Manufacturer’s right to substitute materials of equal quality. Identical fabrics cannot be guaranteed, however the closest available match will always be attempted.

In order for this warranty to be valid: You must be the original consumer purchaser from an authorized dealer in New Zealand, and you must provide a copy of the original store receipt or other proof of date, place of purchase and purchase price.

A Sealy representative is required to sight the product in question prior to commissioning an equitable resolution.

Sealy New Zealand reserves the right to refuse a warranty when the product is found on inspection to be in an unsanitary condition or when the product failure is due to causes other than defective workmanship or material. Please refer to the “Do’s and Don’ts of Bedding Care” section of this brochure for proper sleepset care.

This warranty is in addition to any rights you may have under the Consumer Guarantees Act.

## Extending Comfort and Support Life of your new Sleep Set

**Your new Sealy mattress has one sleeping surface.** This means you will never have to flip the mattress. This mattress has StayTrue<sup>®</sup> upholstery padding which increases its longevity and support performance. **Body indentations are a normal occurrence to your new mattress and indicate that the upholstery layers are conforming to you body’s individual contours.** To help minimize body impressions, and to add to your enjoyment with that new bed feel year after year, rotate your mattress occasionally throughout the life of your sleep set. For your convenience we’ve illustrated the best method.

### How often to rotate your mattress.

- Every two weeks in the first three months
- Once every two to three months thereafter

**WARNING: You should not attempt to rotate the mattress by yourself.** This may cause personal injury or damage to your mattress.

### ROTATING INSTRUCTIONS FOR 2 PEOPLE

You may wish to rotate your mattress end for end

1. Grasp the mattress corners and spin the mattress clockwise 180° and align it with the base
2. Your mattress has now been rotated end for end

NB. Handles (if fitted) should be used only to position the mattress not to lift or carry the mattress



**BE AWARE THAT IT CAN TAKE UP TO 30 DAYS FOR YOUR BODY TO ADJUST TO THE FEEL AND SUPPORT OF A NEW SLEEP SYSTEM.**